



Ready Bed ZOY

Anti Decubitus Alternating Air pressure pump & mattress system (Bed Sore Cure System)



Bed Sores are caused when the pressure is over 32 mm hg on vein & aorta.



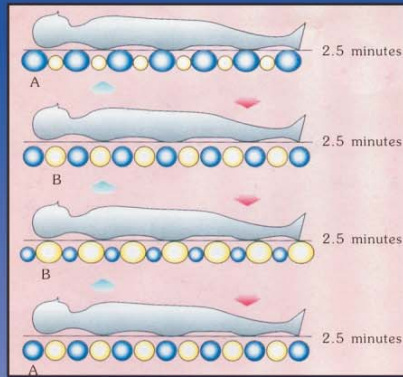
ZOY



With 8.0 L Pump



Ready Bed ZOY



- A cells and B cells are inflated by pump alternately with one cycle of 10 minutes.
- This innovative design is to refrain patient's muscle from long-term fixed pressure at same position to prevent bed sore.
- More comfortable to the patient.

SPECIFICATIONS


AIR PUMP	PVC MATTRESS
Power : 220 v/50 Hz Pressure Range : 90 mm Hg — 105 mm Hg Air Output : 3–4.5 litres / minute Cycle Time : 10 minutes <ul style="list-style-type: none"> • Suspension system design for motor. • No noise and vibration. 	<ul style="list-style-type: none"> • Made of heavy gauge, high elastic bubble pvc (low toxic) • Reusable and tear-resitant • Dimensions : 256cm L x 102cm W (uninflated) Height : 5cm (inflated) • With 140 bubble cells.



Accessories



Air hose Length : 60"

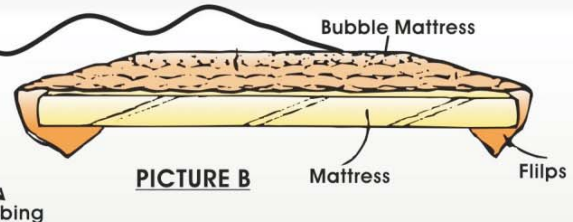


PVC Repairing Kit



PICTURE A

How to use



PICTURE B

INSTRUCTION

- Put the pump on a solid and flat surface, or use the clamp to hang on any rail of rear end of bed
- Flat the air mattress on the bed, the open end of airhoses should be on the rear end of bed.
- Connect the airhoses to the pump and mattress tight as possible. (Picture A)
- Tuck the flaps on the head and tail ends of bubble mattress under the bed pad and make sure the underneath airhoses are not kinked (Picture B)
- Switch the dial of pressure knob to the maximum, plug to the outlet and turn on. (ensure the voltage is correct) and the green light will be on.
It takes about 15-18 minutes to inflate then start to alternate. The pump unit needs to be constantly on. Switching off the pump will lead to deflation of mattress.
- Adjust the pressure according to the need and comfort of the patient.

- Caution :
1. Use CVT/Voltage Stabilizer to avoid damage due to voltage fluctuation.
 2. For bubble mattress patient weight should not exceed 90 kg.
 3. Attendants or visitors should not sit on the bubble mattress as this will cause the bubble mattress to leak.
 4. Keep the pump away from water, damp surfaces.
 5. Never use near the open flame.
 6. Keep away from any sharp object.
 7. Use soft detergent on mattress only, if necessary.



Exclusively Imported & Mkted. By :
Mehar Healthcare Corporation

Admn. Off. :16/89, Lane No. 4, Faiz Road, Karol Bagh, New Delhi - 110005
Phone : 011-23520753, 23539529, 23864115, 23861140
Fax : 011-25812657 Mobile : 98101-00623
E-mail : meharhealthcare@rediffmail.com
www.meharhealthcare.com

DEALER Stamp :

